

# Open Concept

*Thank you for purchasing  
this outdoor chair.*

## Instruction Manual




Organise It Where It Suits













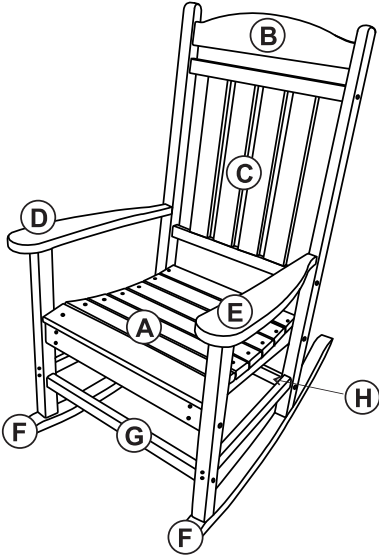
Please follow the manufacturer's  
assembly instructions in detail.



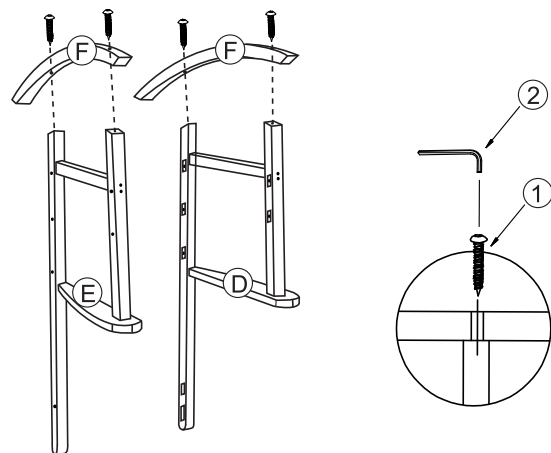
Covering your outdoor setting when not in use is  
strongly recommended. This will protect it from the  
elements and increase its lifespan.



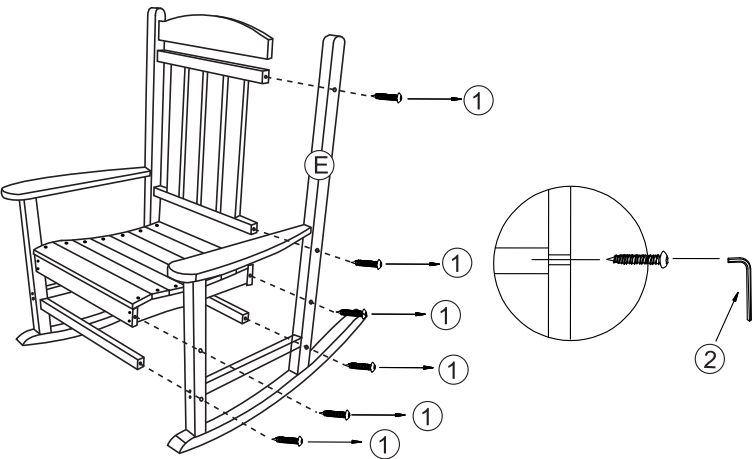
A		1pc	1	 M6.3X60	16pcs
B		1pc	2	 5# 50X100	1pc
C		1pc			
D		1pc			
E		1pc			
F		2pcs			
G		1pc			
H		1pc			



STEP:1



STEP:3



STEP:2

